

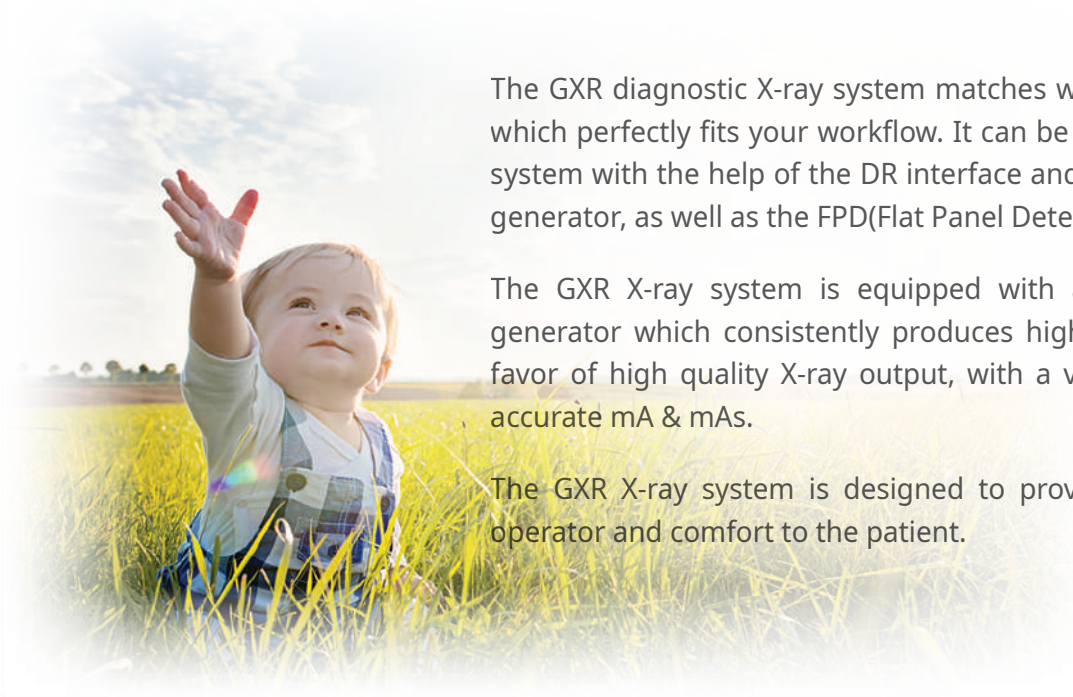
GXR-S Series

Diagnostic X-ray System



GXR Diagnostic X-ray System

Simple to Premium



The GXR diagnostic X-ray system matches with a radiographic room which perfectly fits your workflow. It can be easily upgraded to a DR system with the help of the DR interface and PC interface in the GXR generator, as well as the FPD(Flat Panel Detector) compatible Bucky.

The GXR X-ray system is equipped with a high frequency X-ray generator which consistently produces high quality radiographs in favor of high quality X-ray output, with a very small kV ripple and accurate mA & mAs.

The GXR X-ray system is designed to provide convenience to the operator and comfort to the patient.

Floor Mounted Type



WBS
Wall Bucky Stand
Elegant design, durable and easy-to-use Wall Bucky Stand provides full satisfaction.

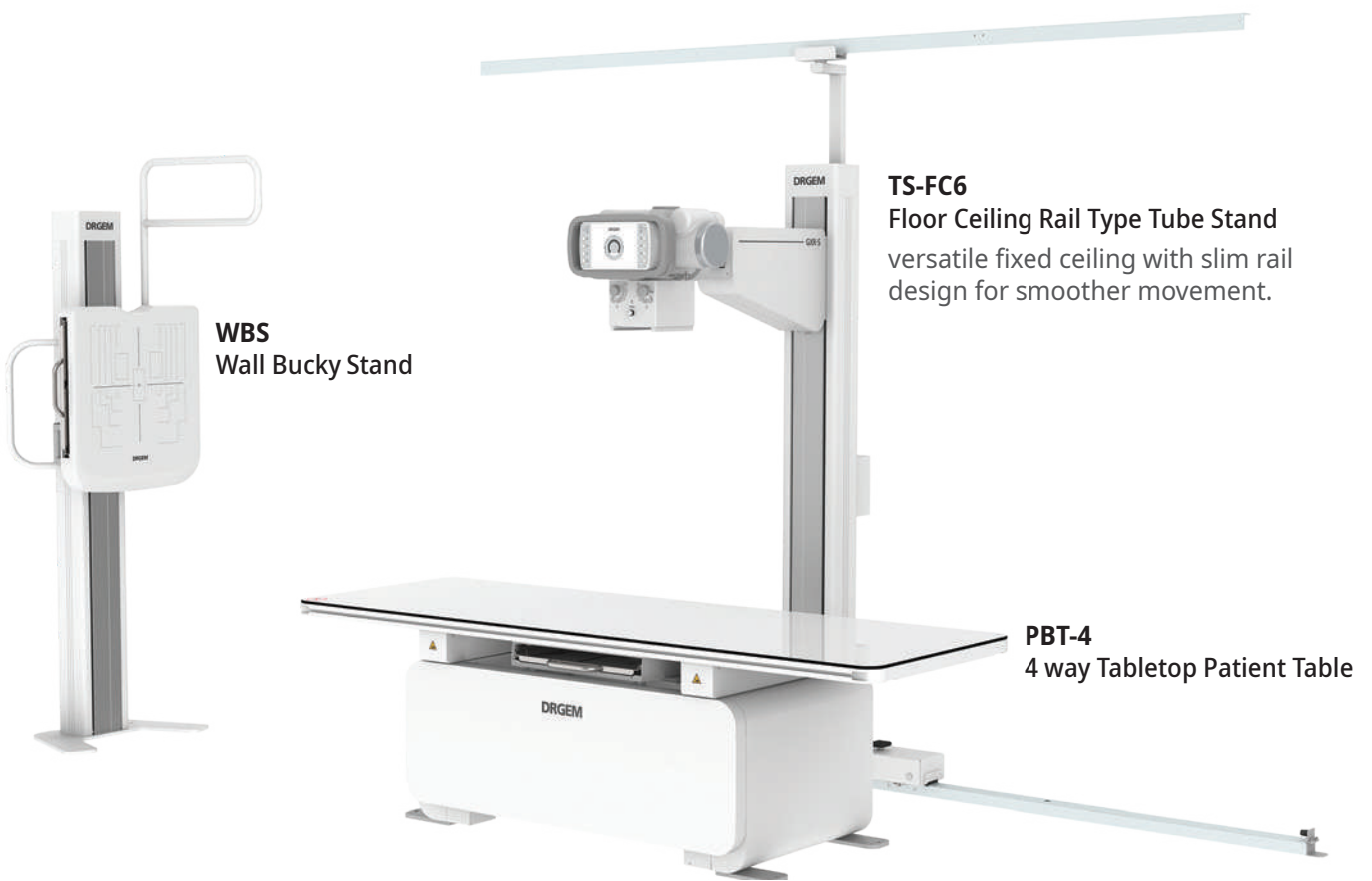


TS-FM6
Floor Mount Tube Stand
Floor Rail type tube stand provides all radiography studies with smooth movement on the rail.



PBT-4
4 way Tabletop Patient Table
A large tabletop with extended travel enables all radiography studies with minimal patient movement, and supporting patient weight up to 300kg. Fully flat tabletop without a frame on the edge makes cleanliness and odors free.

Floor Ceiling Suspended Type

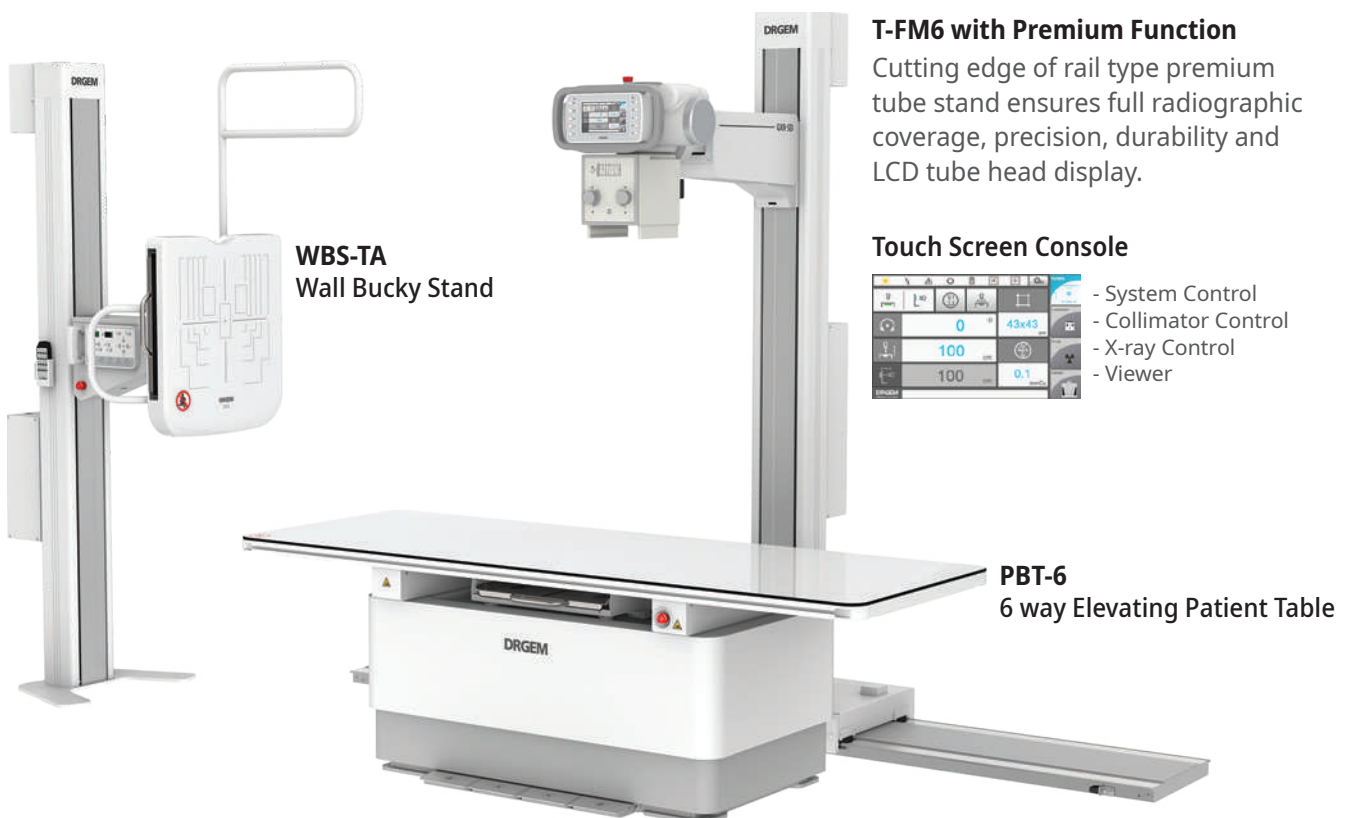


WBS
Wall Bucky Stand

TS-FC6
Floor Ceiling Rail Type Tube Stand
versatile fixed ceiling with slim rail
design for smoother movement.

PBT-4
4 way Tabletop Patient Table

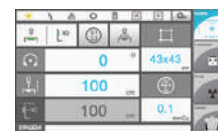
Premium Floor Mounted Type



WBS-TA
Wall Bucky Stand

T-FM6 with Premium Function
Cutting edge of rail type premium
tube stand ensures full radiographic
coverage, precision, durability and
LCD tube head display.

Touch Screen Console




- System Control
- Collimator Control
- X-ray Control
- Viewer

PBT-6
6 way Elevating Patient Table

Premium Ceiling Type

Control Panel of Automatic Tilting Wall Stand



- Auto Positioning (User Programmable)
- Control of Synchronization with Tube Stand
- Motorized Collimation & Lamp Control
- Motorized Tilting Movement
- Motorized Vertical Movement



WBS-TA
Wall Bucky Stand
Automatic Tilting


WBS-TM
Wall Bucky Stand
Manual Tilting



Remote Control

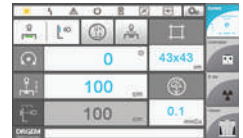


Foot Switch



TS-CSA
Ceiling Suspended
Tube Stand

Touch Screen Console



- System Control
- Collimator Control
- X-ray Control
- Viewer

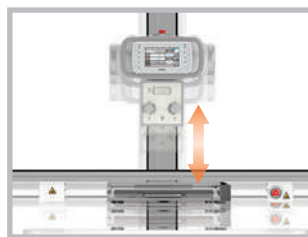


PBT-6
Elevating
Patient Table


Optional Functions of Synchronization



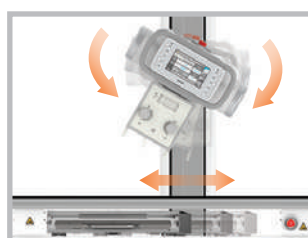
Motorized Vertical
Synchronization with wall stand
WBS/WBS-TM/WBS-TA and TS-FM6/TS-CSA



Motorized Vertical
Synchronization with table
PBT-6 and TS-FM6/TS-CSA



Motorized
Table Bucky Tracking I
PBT-4/6 and TS-FM6/TS-CSA



Motorized
Table Bucky Tracking II
PBT-6 and TS-FM6/TS-CSA



WBS

TS-FC2

X-ray System
for Mobile Vehicle

System

Model Name	GXR-32S	GXR-40S	GXR-52S	GXR-68S	GXR-82S	GXR-U32S	GXR-U40S	GXR-C32S	GXR-C40S	GXR-C52S
Output Rating	32kW	40kW	52kW	68kW	82kW	32kW	40kW	32kW	40kW	52kW
Generator Model Name	GXR-32	GXR-40	GXR-52	GXR-68	GXR-82	GXR-U32	GXR-U40	GXR-C32	GXR-C40	GXR-C52
Line Nominal, Phase	220-230VAC, 1Ø or 380/400/480VAC, 3Ø		380/400/480VAC, 3Ø			100-240VAC, 1Ø 1kVA		110-120/220-230VAC, 1Ø 3kVA		
Line Voltage Range	±10%(Frequency 50*/60Hz) *Outside North America									
Tube Voltage	40~125kV, 1kV Step (Optional 150kV)		40~150kV, 1kV Step			40~125kV, 1kV Step (Optional 150kV)				
Tube Current	10 to 400mA	10 to 500mA	10 to 640mA	10 to 800mA	10 to 1,000mA	10 to 400mA	10 to 500mA	10 to 400mA	10 to 500mA	10 to 640mA
Time Range	1mS to 10S									
mAs Range	0.1 to 500mAs (Optional up to 1,000mAs)							0.1 to 500mAs		
Rotor Supply	Low Speed, Dual Speed (Option for 3Ø)		Low Speed, Dual Speed (Option)	Dual Speed		Low Speed (Optional LSS Brake)				
Reproducibility	Coefficient of Variation : kV < 0.005, Time < 0.005, mAs < 0.01									
Accuracy	kV < ±(1%+1kV), mA < ±(3%+1mA), Time < ±(1%+0.5ms), mAs < ±(3%+0.1mAs)									
Linearity	Coefficient of Linearity < 0.01 : CL = (X1-X2)/(X1+X2), where X is mR/mAs									
S/SD	Table	PDT-1, PBT-4, PBT-6								
	WBS	WBS, WBS-TM								
	Tube Stand	TS-FC2, TS-FC4, TS-FC6, TS-FM6, TS-CSA, TS-CSE								
	Tube	Focal Size: 1.0/2.0mm, 0.6/1.5mm, 0.6/1.2mm, Anode Heat Unit: 140, 150, 200, 230, 300, 400, 600kHU								
S/SD PREMIUM (MOTORIZED)	Table	PDT-1, PBT-4, PBT-6								
	WBS	WBS, WBS-TM, WBS-TA								
	Tube Stand	TS-FC2, TS-FC4, TS-FC6, TS-FM6, TS-CSA								
	Tube	Focal Size: 1.0/2.0mm, 0.6/1.5mm, 0.6/1.2mm, Anode Heat Unit: 140, 150, 200, 230, 300, 400, 600kHU								

Options

- AEC
- DAP(Dose Area Product) Meter
- Vertical tube synchronization
- Table Bucky auto tracking
- Lateral cassette holder
- WBS external cassette holder
- Line Laser
- Handgrips (Tabletop, WBS - Chest, Overhead)
- Electromagnetic switch for Tube Stand Rotation (FC or FM)
- 23 inch Touch Screen Console



Touch Screen X-ray Control Console

DRGEM Customer Service Center

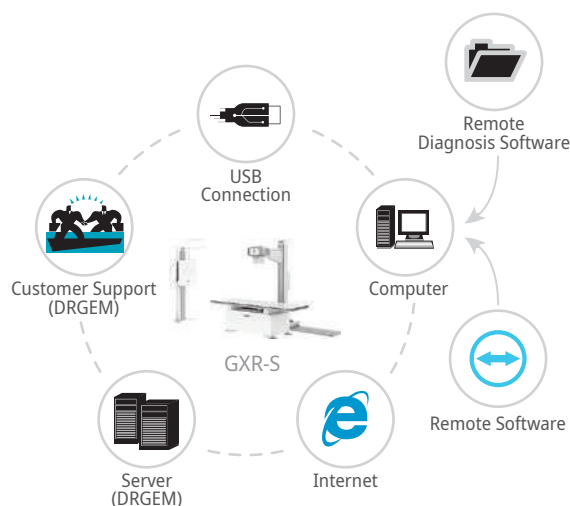
● 24/7 Support

DRGEM's Customer Service team is available 24/7, 365 days a year* via e-mail or Skype to support clients whenever they need.

● Remote Diagnosis

Remote diagnosis can help minimize downtime by quickly finding the cause of errors and by detecting potential issues before problems occur.

*May vary by country.





©DRGEM Corporation - All rights reserved.

Reproduction in whole or in part is prohibited without the written consent of the copyright-holder.

Specifications and features are subject to change without notice.

All changes will be in compliance with regulations governing manufacture of medical equipment.

Address

Head Office/R&D 7F,E-B/D Gwangmyeong Techno-Park, 60 Haan-ro, Gwangmyeong-si, Gyeonggi-do, Korea [14322]

Gumi Factory 116-59, Sanho-daero, Gumi-si, Gyeongsangbuk-do, Korea [39377]