

GXR-SD Series

Digital Radiography System



GXR-SD Digital Radiography System


High Performance and Reliability

Optimal DR System

The GXR-SD Series is a digital diagnostic radiography system that provides high quality digital radiographic images with a reduced dose.

The GXR-SD DR systems offer comprehensive digital solutions to all radiography needs, featuring ACQUIDR digital imaging system with stationary or portable digital flat-panel detectors as well as reliable high-frequency X-ray generators that are known worldwide for their excellent performance, durability, and stability. Various tube stands, patient tables, and wall stands are available upon the user's request.

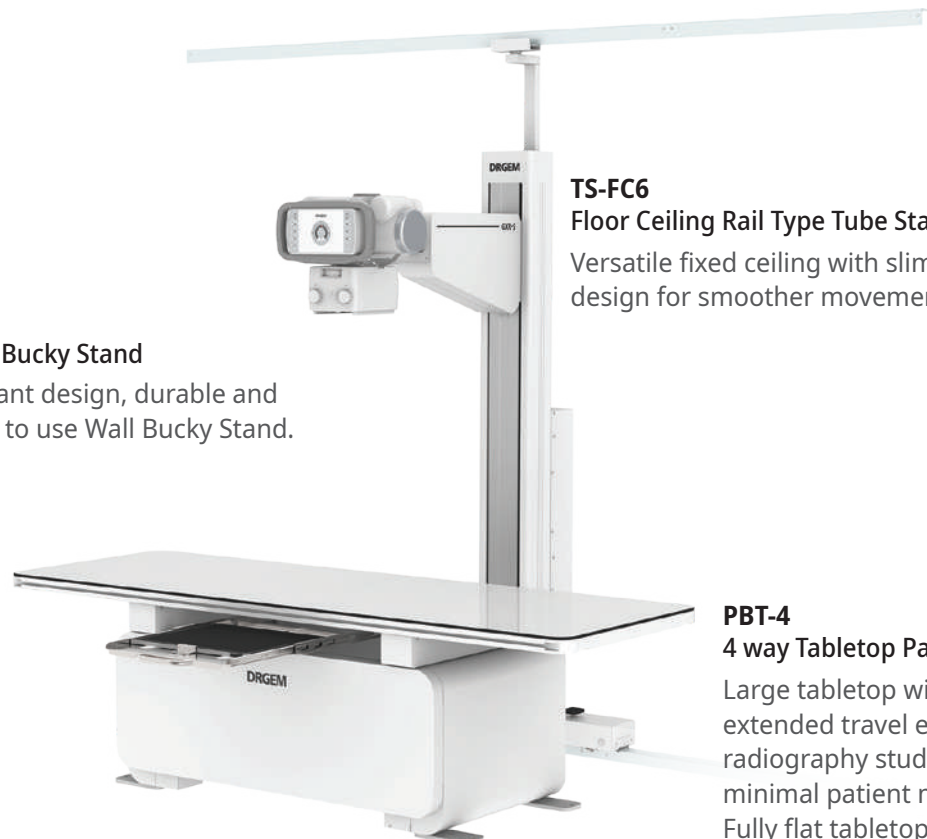
The GXR-SD Series DR system is guaranteed to improve your workflow, exam throughput, and efficiency with its excellent performance.



TS-FM6
Floor Mount Tube Stand
Floor Rail type tube stand provides smooth movement on the rail.



WBS
Wall Bucky Stand
Elegant design, durable and easy to use Wall Bucky Stand.



TS-FC6
Floor Ceiling Rail Type Tube Stand
Versatile fixed ceiling with slim rail design for smoother movement.

PBT-4
4 way Tabletop Patient Table
Large tabletop with extended travel enables all radiography studies with minimal patient movement. Fully flat tabletop without a frame on the edge makes cleanliness and odors free.

Full Featured Imaging Software & Excellent Digital Image Processing

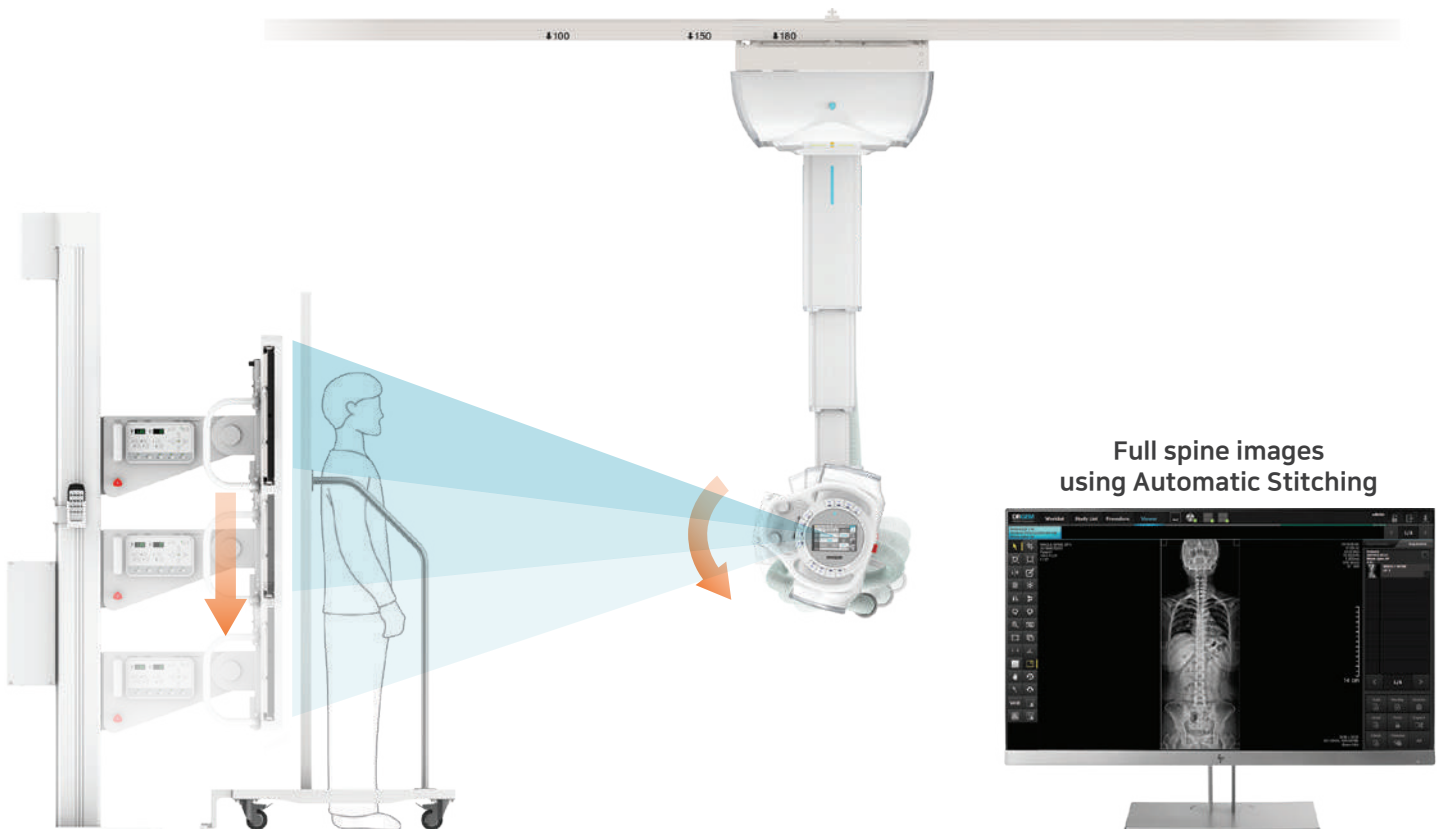
DRGEM's high-performing imaging workstation and software system offers a convenient interface and easy operation for users. Anatomical view-based digital image processing automatically optimizes and enhances the quality of the captured images, while the automatic image storage and printing with DICOM 3.0 networking capability increases exam throughput and decreases examination time.



- Provides convenient user interface and easy operation.
- Anatomical view-based digital image processing automatically optimizes and enhances the quality of the captured image for the pictured anatomy.
- Radiographic stand & automatic collimator control function.
- DICOM 3.0 networking interface includes Worklist, Print, Store, Query for integration with any PACS or RIS.


Automatic Stitching

GXR-SD system provides outstanding automatic stitching function with Source tilting method.

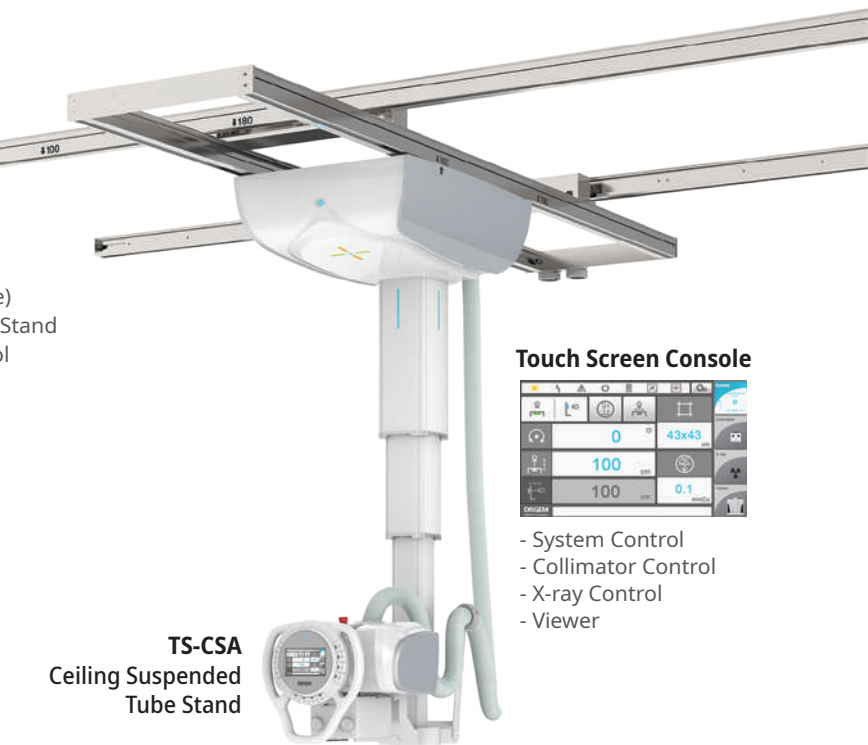


Premium Ceiling Type

Control Panel of Automatic Tilting Wall Stand



- Auto Positioning (User Programmable)
- Control of Synchronization with Tube Stand
- Motorized Collimation & Lamp Control
- Motorized Tilting Movement
- Motorized Vertical Movement



Touch Screen Console



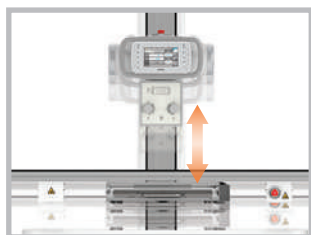
- System Control
- Collimator Control
- X-ray Control
- Viewer



Optional Functions of Synchronization



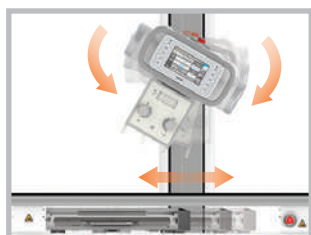
Motorized Vertical
Synchronization with wall stand
WBS/WBS-TM/WBS-TA and TS-FM6/TS-CSA



Motorized Vertical
Synchronization with table
PBT-6 and TS-FM6/TS-CSA



Motorized
Table Bucky Tracking I
PBT-4/6 and TS-FM6/TS-CSA



Motorized
Table Bucky Tracking II
PBT-6 and TS-FM6/TS-CSA



System

Model Name	GXR-32SD	GXR-40SD	GXR-52SD	GXR-68SD	GXR-82SD	GXR-U32SD	GXR-U40SD	GXR-C32SD	GXR-C40SD	GXR-C52SD
Output Rating	32kW	40kW	52kW	68kW	82kW	32kW	40kW	32kW	40kW	52kW
Generator Model Name	GXR-32	GXR-40	GXR-52	GXR-68	GXR-82	GXR-U32	GXR-U40	GXR-C32	GXR-C40	GXR-C52
Line Nominal, Phase	220-230VAC, 1Ø or 380/400/480VAC, 3Ø		380/400/480VAC, 3Ø			100-240VAC, 1Ø 1kVA		110-120/220-230VAC, 1Ø 3kVA		
Line Voltage Range	±10%(Frequency 50*/60Hz) *Outside North America									
Tube Voltage	40~125kV, 1kV Step (Optional 150kV)		40~150kV, 1kV Step			40~125kV, 1kV Step (Optional 150kV)				
Tube Current	10 to 400mA	10 to 500mA	10 to 640mA	10 to 800mA	10 to 1,000mA	10 to 400mA	10 to 500mA	10 to 400mA	10 to 500mA	10 to 640mA
Time Range	1mS to 10S									
mAs Range	0.1 to 500mAs (Optional up to 1,000mAs)							0.1 to 500mAs		
Rotor Supply	Low Speed, Dual Speed (Option for 3Ø)		Low Speed, Dual Speed (Option)	Dual Speed		Low Speed (Optional LSS Brake)				
Reproducibility	Coefficient of Variation : kV < 0.005, Time < 0.005, mAs < 0.01									
Accuracy	kV < ±(1%+1kV), mA < ±(3%+1mA), Time < ±(1%+0.5ms), mAs < ±(3%+0.1mAs)									
Linearity	Coefficient of Linearity < 0.01 : CL = (X1-X2)/(X1+X2), where X is mR/mAs									
Flat Panel Detector	Scintillator: DRZ or CsI Size: 17x17 or 17x14inch For 1D System: Wireless type For 2D System: 2 fixed detector, 1 fixed detector at WBS, 1 wireless detector at table									
S/SD	Table	PDT-1, PBT-4, PBT-6								
	WBS	WBS, WBS-TM								
	Tube Stand	TS-FC2, TS-FC4, TS-FC6, TS-FM6, TS-CSA, TS-CSE								
	Tube	Focal Size: 1.0/2.0mm, 0.6/1.5mm, 0.6/1.2mm, Anode Heat Unit: 140, 150, 200, 230, 300, 400, 600kHU								
S/SD PREMIUM (MOTORIZED)	Table	PDT-1, PBT-4, PBT-6								
	WBS	WBS, WBS-TM, WBS-TA								
	Tube Stand	TS-FC2, TS-FC4, TS-FC6, TS-FM6, TS-CSA								
	Tube	Focal Size: 1.0/2.0mm, 0.6/1.5mm, 0.6/1.2mm, Anode Heat Unit: 140, 150, 200, 230, 300, 400, 600kHU								

Options

- AEC
- DAP(Dose Area Product) Meter
- Vertical tube synchronization
- Table Bucky auto tracking
- Lateral cassette holder
- WBS external cassette holder
- Line Laser
- Handgrips (Tabletop, WBS - Chest, Overhead)
- Electromagnetic switch for Tube Stand Rotation (FC or FM)

DRGEM Customer Service Center

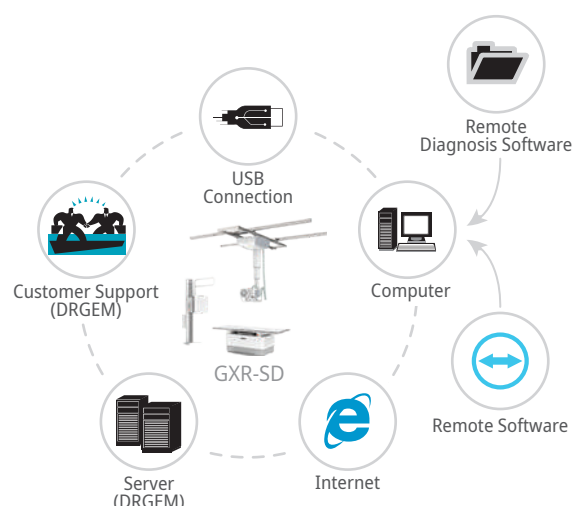
• 24/7 Support

DRGEM's Customer Service team is available 24/7, 365 days a year* via e-mail or Skype to support clients whenever they need.

• Remote Diagnosis

Remote diagnosis can help minimize downtime by quickly finding the cause of errors and detecting potential issues before problems occur.

*May vary by country.





©DRGEM Corporation - All rights reserved.
Reproduction in whole or in part is prohibited without the written consent of the copyright-holder.

Specifications and features are subject to change without notice.
All changes will be in compliance with regulations governing manufacture of medical equipment.

Address

Head Office/R&D 7F,E-B/D Gwangmyeong Techno-Park, 60 Haan-ro, Gwangmyeong-si, Gyeonggi-do, Korea [14322]

Gumi Factory 116-59, Sanho-daero, Gumi-si, Gyeongsangbuk-do, Korea [39377]